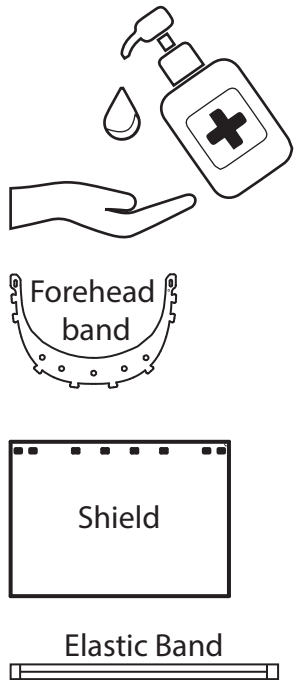
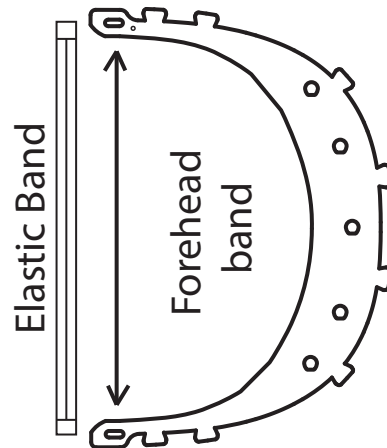


Assembly Instructions



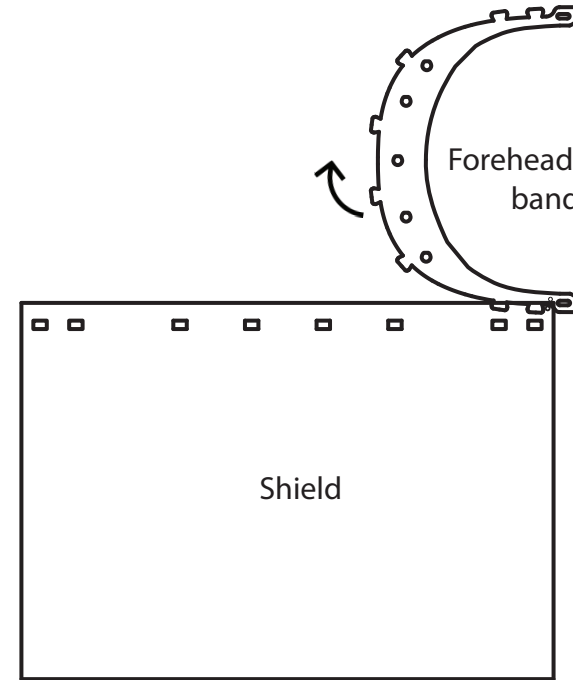
1

Sanitize every 4 hours
your hands, the
forehead band, shield
and elastic band with
sanitizer or soap water.



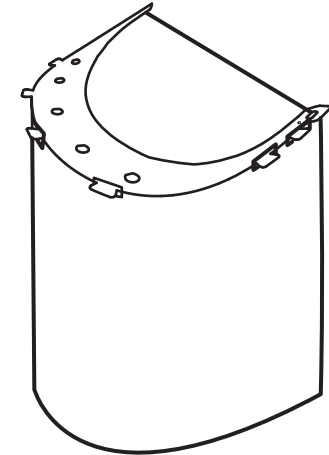
2

Stretch and Tie
the elastic band
on the 2 corner slots
of the forehead band.



3

Align and fix
the slots on the shield, with
the notches on the forehead
band along the curve.



4

Faceshield
finally looks
like this.

Note: Faceshields will reduce chances of direct exposure from splashes of body fluids
but for further protection it needs to be worn with N95 or other face masks

Contact : Renuka Diwan
+91 9850037832

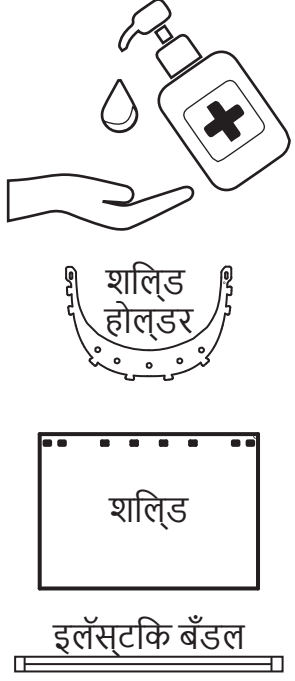
असेम्ब्ली सूचना

Thinking Lab

Make. Learn. Explore

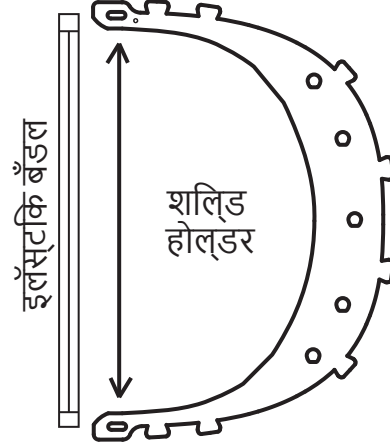
Along with **VENTURE** CENTER

Startups against Covid 19



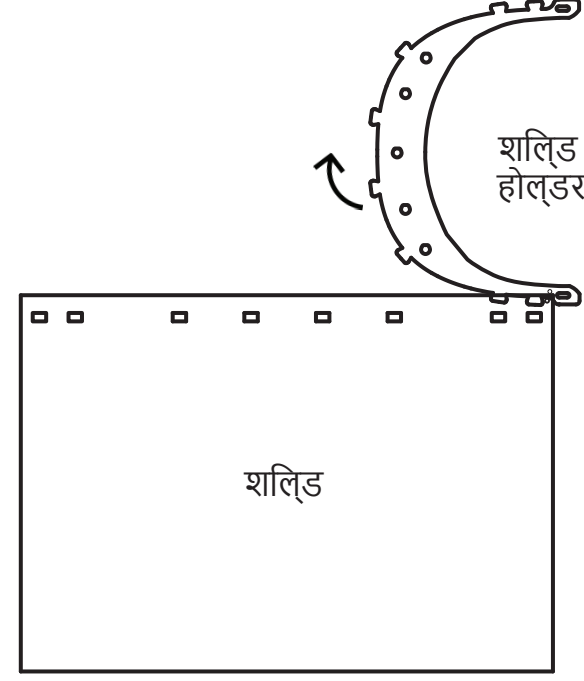
१

सॅनटायझर वापरून आपले हात नरिजंतूक करा. इलॅस्टिक बॅण्ड व शल्लिड होल्डर साबण कवा सॅनटायझर ने स्वच्छ करा



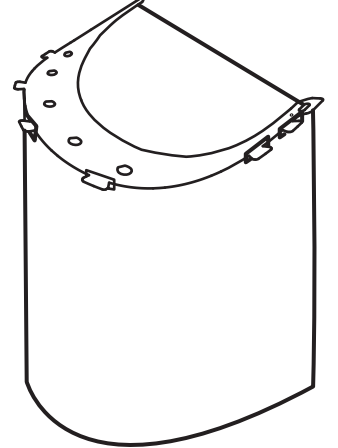
२

इलॅस्टिक बॅण्डला शल्लिड होल्डर च्या दोन्ही बाजूला बांधा



३

शल्लिड च्या स्लॉट्स ला शल्लिड होल्डर सोबत रेखांकित करून जोडा



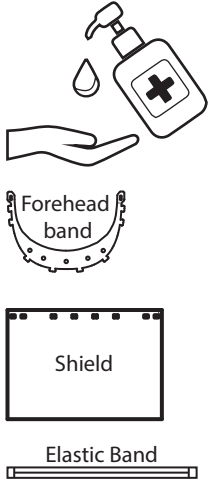
४

तुमची फेस शल्लिड अशी दशिल

सूचना: फेस शल्लिड मुळे तुम्ही वषाणूच्या थेट संक्रमणाची शकत्या कमी करू शकता पण अधिक संरक्षणासाठी फेस शल्लिड ला N९५ मास्क कवा इतर मास्क सोबत वापरा

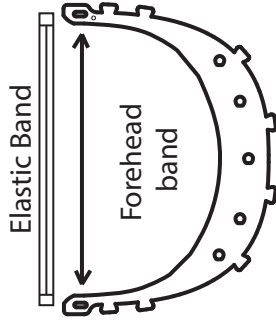
Contact : रेणुका दवाण
+91 9850037832

Assembly Instructions



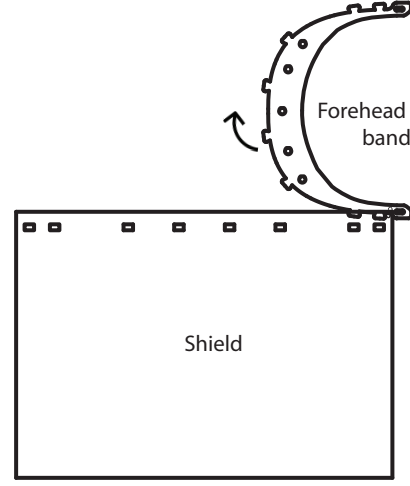
1

Sanitize every 4 hours
your hands, the forehead band, shield and elastic band with sanitizer or soap water.



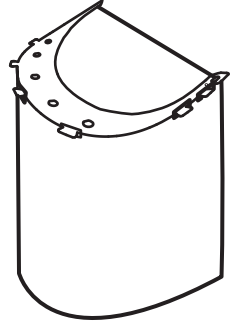
2

Stretch and Tie
the elastic band on the 2 corner slots of the forehead band.



3

Align and fix
the slots on the shield, with the notches on the forehead band along the curve.



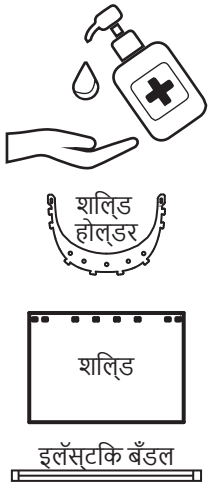
4

Faceshield
finally looks like this.

Note: Faceshields will reduce chances of direct exposure from splashes of body fluids but for further protection it needs to be worn with N95 or other face masks

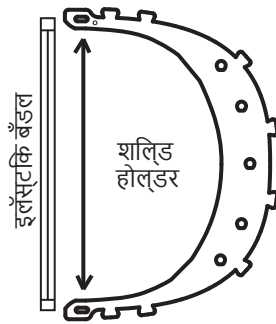
Contact : Renuka Diwan
+91 9850037832

असेम्ब्ली सूचना



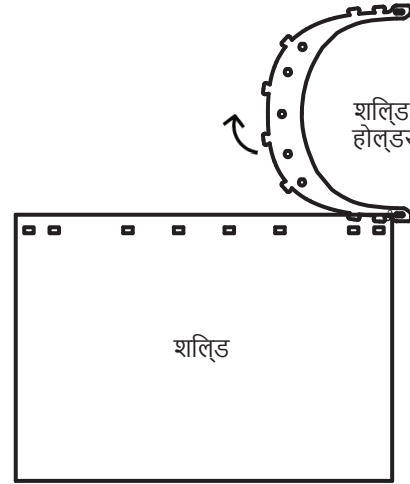
१

सॅनटाइझर वापरून आपले हात नरिजंतूक करा. इलॅस्टिक बॅंड व शिल्ड होल्डर साबण कवा सॅनटाइझर ने स्वच्छ करा



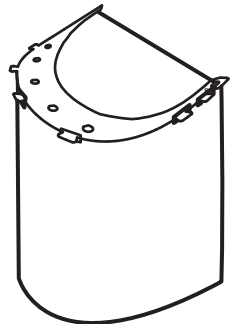
२

इलॅस्टिक बॅंडला शिल्ड होल्डर च्या दोन्ही बाजूला बांधा



३

शिल्ड च्या स्लॉट्स ला शिल्ड होल्डर सोबत रेखांकित करून जोडा



४

तुमची फेस शिल्ड अशी दशेल

सूचना: फेस शिल्ड मुळे तुम्ही वषाणूच्या थेट संक्रमणाची शकतया कमी करू शकता पण अधिक संरक्षणासाठी फेस शिल्ड ला N95 मास्क कवा इतर मास्क सोबत वापरा

Contact : रेणुका दवाण
+91 9850037832